

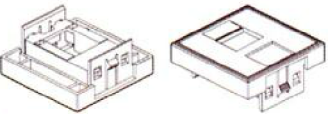
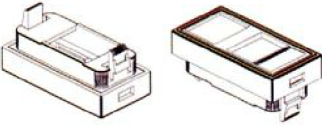

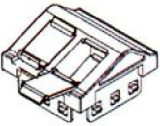


COPPER ACCESSORIES



Work Area Outlet French Faceplate & Modular Insert

Drawing	Part Description	Part Number	Std. Ctn. Qty.
RJ45 Frame			
A 	80×80mm, with a [45×45mm] window, white	FP000001	300
RJ45 Modular Insert, with jack shutter			
B 	45×45 mm, white	MI000002	1000
	22.5×45 mm, white	MI000001	1000
RJ45 Angle Modular Insert, with jack shutter			
C 	45×45 mm, 1-port, white	MI000012	1000
	45×45 mm, 2-port, white	MI000022	1000