

# COPPER ACCESSORIES

COPPER CABLES

COPPER ACCESSORIES



A



B

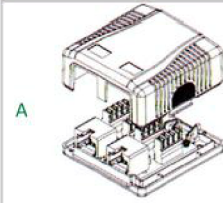
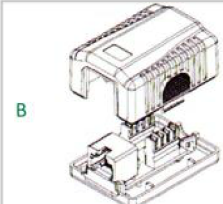
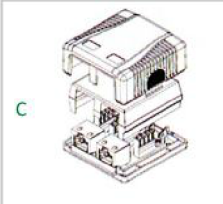
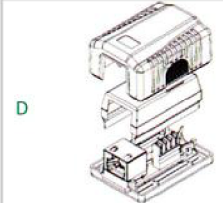


C



D

## Work Area Outlet Surface Mounted Box

Drawing	Part Description	Part Number	Std. Ctn. Qty.
<b>RJ45 series</b>			
	2-port, C5E, unshielded, white 2-port, C6, unshielded, white	MB5E0201 MB600201	250 250
	1-port, C5E, unshielded, white 1-port, C6, unshielded, white	MB5E0101 MB600101	250 250
	2-port, C5E, full shielded, white 2-port, C6, full shielded, white 2-port, C6A, full shielded, white	MB5E0203 MB600203 MB6A0203	250 250 250
	1-port, C5E, full shielded, white 1-port, C6, full shielded, white 1-port, C6A, full shielded, white	MB5E0103 MB600103 MB6A0103	250 250 250

\*IDC compatible with 110 & Krone tool



ELECTRONIC DEVICE

FIBER OPTIC CABLES

FIBER OPTIC ACCESSORIES